



CDA DECEMBER TOURNAMENT

Speaker Awards

King Varsity

Protocol: CDA Speakers



Order	Place	First	Last	School	State	Pts	Rnk	W	OPt	C				
1	1	Steven	Blanco	King	CT	110.00	8.00	3.00	26.29					
2	2	Ryan	Khessibi	Stamford	CT	109.50	5.00	4.00	26.84	4.68	2.25	2.15		
3	3	Ryan	Jakubowski	King	CT	109.50	8.00	3.00	26.29	4.91	2.50	9.68		
4	4	Meher	Jain	Stamford	CT	109.00	6.00	4.00	26.57	4.93	1.75	85.91		
5	5	Sabrina	Morency	Stamford	CT	108.50	6.00	4.00	26.57	4.93	1.75	57.54		
6	6	Ryan	Chen	Blind Brook	NY	108.50	9.00	2.00	26.28	5.47	1.75	3.75		
7	7	Patrick	James	Fairfield Prep	CT	108.50	9.00	2.00	26.15	4.43	2.50	71.28		
8	8	Harry	Mattinson	Blind Brook	NY	108.00	10.00	2.00	26.28	5.00	1.75	72.07		
9	9	Samik	Soi	Fairfield Prep	CT	108.00	10.00	2.00	26.15	4.43	2.50	89.11		
10	10	Pablo	Zeitune	Blind Brook	NY	108.00	11.00	2.00	26.28	5.00	1.75	20.18		
11	11	Cal	Gillin	Stamford	CT	107.50	7.00	3.00	26.29	4.85	2.25	34.52		
12	12	Joshua	Montvelisky	Blind Brook	NY	107.50	7.00	2.00	26.04	5.18	1.75	56.21		
13	13	Srish	Popuri	Staples	CT	107.50	8.00	2.00	26.40	4.75	2.50	37.59		
14	14	Leon	Wang	King	CT	107.50	12.00	2.00	26.47	4.72	2.75	87.08		
15	15	Ayush	Dave	New Canaan	CT	107.00	8.00	2.00	26.56	4.72	2.50	63.31		
16	16	Mason	Wheeler	New Canaan	CT	106.50	11.00	2.00	26.14	5.43	1.25	12.05		
17	17	Theodore	Lien	Stamford	CT	106.00	5.00	4.00	26.29	4.87	2.00	15.37		
18	18	Saoirse	Zucker-Malone	King	CT	106.00	7.00	2.00	26.28	5.41	1.75	53.03		
19	19	Hayden	Katz	Stamford	CT	106.00	9.00	4.00	26.84	4.68	2.25	83.23		
20	20	Aidan	Zer	Staples	CT	106.00	10.00	2.00	26.40	4.75	2.50	83.48		
21	21	Ben	Goldowsky	Blind Brook	NY	106.00	12.00	2.00	26.28	5.47	1.75	85.86		














Results Display











This is how this result set will be displayed on the public website.

This result set IS public

[Return to Web Publishing](#)

[Show/download as one table](#)

Order	Place	First	Last	School	State	Pts	Rnk	W	OPt	ORk	OpW	Rand	Remove
22	22	Joaquin-Antonio	Arteta	King	CT	105.50	6.00	2.00	26.39	4.75	2.25	47.69	
23	23	Parker	Young	Greenwich	CT	105.50	7.00	2.00	26.02	4.60	2.50	4.95	
24	24	Saksham	Behl	Westhill	CT	105.50	9.00	1.00	26.48	5.25	1.75	72.03	
25	25	Emma	Hassan	New Canaan	CT	105.50	10.00	2.00	26.56	4.72	2.50	29.72	
26	26	Eliza	Barnett	Blind Brook	NY	105.50	10.00	2.00	26.13	5.47	1.75	1.76	
27	27	Joshua	Fitzpatrick	Blind Brook	NY	105.50	10.00	1.00	26.10	5.12	2.00	1.46	
28	28	Nundhini	Mascarenhas	Stamford	CT	105.50	11.00	3.00	26.29	4.85	2.25	63.26	
29	29	Lilah	Studebaker	Westhill	CT	105.00	7.00	3.00	26.09	5.06	2.00	86.36	
30	30	Richa	Munjaj	Blind Brook	NY	105.00	10.00	2.00	26.13	5.47	1.75	90.25	
31	31	Andrew	Carlton	Weston	CT	105.00	10.00	1.00	26.54	4.62	2.50	77.93	
32	32	Andrew	Montvelisky	Blind Brook	NY	105.00	11.00	2.00	26.04	5.18	1.75	77.31	
33	33	Sazid	Rob	Academy of Information Tech and Engineering	CT	104.67	12.00	1.00	26.18	5.22	2.00	38.26	
34	34	Rihan	Thajeer	Stamford	CT	104.50	9.00	4.00	26.29	4.87	2.00	59.38	
35	35	Christopher	Colby	Blind Brook	NY	104.50	12.00	1.00	26.10	5.12	2.00	35.35	
36	36	Andrew	Fan	Ridgefield	CT	104.50	13.00	0.00	26.28	5.25	1.75	70.38	
37	37	Amy	Powell	King	CT	104.00	8.00	2.00	26.47	4.72	2.75	25.62	
38	38	Anne	Printsev	Westhill	CT	104.00	9.00	3.00	26.09	5.06	2.00	32.28	
39	39	Ian	Kurlander	King	CT	104.00	9.00	1.00	26.25	4.87	1.75	84.01	
40	40	Peter	Iwasityn	Ridgefield	CT	103.50	14.00	0.00	26.28	5.25	1.75	28.12	
41	41	Marvi	Pabrekar	Westhill	CT	103.33	9.33	3.00	26.16	4.75	2.33	90.11	
42	42	Owen	Herz	Stamford	CT	103.33	9.33	2.00	26.41	5.30	2.00	93.32	
43	43	Gunnar	Eklund	Staples	CT	103.33	10.67	2.00	26.16	5.33	1.67	84.55	
44	44	Emma	Yaches	Blind Brook	NY	103.00	8.00	3.00	26.05	4.97	2.50	47.16	
45	45	Kabir	Joshi	Blind Brook	NY	103.00	9.00	3.00	26.05	4.97	2.50	32.66	
46	46	Grant	Harvey	New Canaan	CT	103.00	11.00	2.00	26.14	5.43	1.25	86.23	
47	47	Keeran	Giritharan	Westhill	CT	103.00	13.00	1.00	26.48	5.25	1.75	57.42	
48	48	Tobias	Leonard	Greenwich	CT	103.00	14.00	2.00	26.02	4.60	2.50	27.77	

Order	Place	First	Last	School	State	Pts	Rnk	W	OPt	ORk	OpW	Rand	Remove
49	49	Jay	Hari	Staples	CT	102.67	12.00	2.00	26.16	5.33	1.67	30.45	
50	50	Dillon	Maltese	King	CT	102.50	12.00	2.00	26.28	5.41	1.75	42.98	
51	51	Chloe	Liu	Weston	CT	102.50	14.00	1.00	26.54	4.62	2.50	50.87	
52	52	Cyrus	Noren	King	CT	102.00	12.00	2.00	26.39	4.75	2.25	97.78	
53	53	Charles	Stuckey	Greenwich	CT	102.00	13.00	0.00	26.43	5.10	2.00	18.65	
54	54	Brian	Watson	Stamford	CT	102.00	13.33	2.00	26.41	5.30	2.00	63.92	
55	55	Matthew	Matzelle	King	CT	102.00	15.00	1.00	26.25	4.87	1.75	24.11	
56	56	Nataliya	Pastushenko	Westhill	CT	101.33	13.33	3.00	26.16	4.75	2.33	76.28	
57	57	Sarah	Takarout	Academy of Information Tech and Engineering	CT	101.33	14.67	1.00	26.18	5.22	2.00	9.03	
58	58	Lauren	Brooks	Greenwich	CT	100.50	15.00	0.00	26.43	5.10	2.00	46.17	

[Join the NSDA](#)
 [About](#)
 [Help](#)
 [Contact](#)
[Privacy Policy](#)
 [Terms](#)